

Mini LED Scene Light

Dual Brightness with Interchangeable Covers



Designed for installations where space is limited, the BASE6 Mini Scene Light delivers powerful white area lighting without compromising performance. Producing up to 1,800 raw lumens (1,335 effective lumens), it's ideal for canopies, service bodies, trailers, caravans, marine applications and 4WDs.

The integrated dimming function allows you to switch between 100% and 50% brightness, while the included interchangeable black and white covers let you match the light to your vehicle or installation.

Built with a rugged aluminium housing and rated to IP67/IP69K, it's designed to perform in harsh Australian conditions.



B6SL5-20W

FEATURES

- White LED scene light
- Dual brightness (100% / 50% dim function)
- Includes interchangeable black & white covers
- ECE R10, CE & UKCA certified
- IP67/IP69K rated
- Durable aluminium housing with UV-resistant polycarbonate lens
- Surface mount
- 3-core cable with rubber gasket included
- Suitable for 10-30V DC systems
- Ideal for canopies, service bodies, caravans, trailers, marine and utility vehicles
- 5 Year Warranty

SPECIFICATIONS

Part Number	B6SL5-20W
Dimmable	Yes (100% / 50%)
Temperature	-45°C to +65°C
Voltage	10-30V DC
Power	20W
IP Rating	IP67 / IP69K
Effective Lumen	1335 lm / 710 lm
Raw Lumen	1800 lm / 900 lm
Beam Angle	45° Downward
Lens	UV Resistant Polycarbonate
Dimension	118 × 40 × 24mm
Current Draw	1.67A @ 12V / 0.83A @ 24V (approx)
Cable Length	400mm
Housing	Aluminium

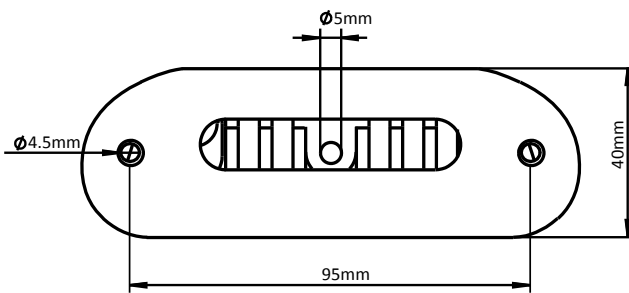
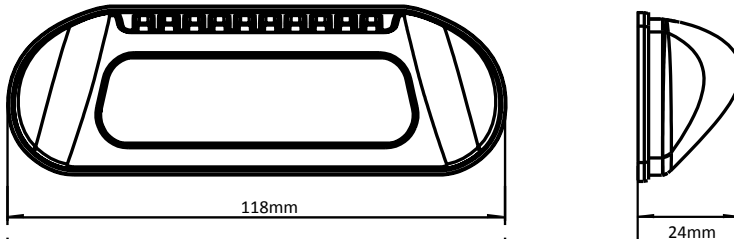
Wiring

Positive		Red	(100% brightness)
Dim function Light Positive		Yellow	(50% brightness)
Negative Ground		Black	

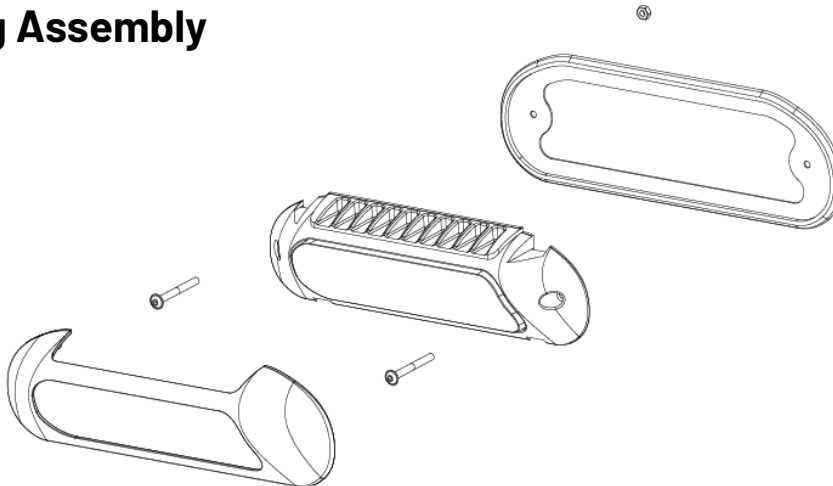
LED Zone Light with Push Button Switch



Dimension



Mounting Assembly



- Only a qualified auto-electrician should install this product. Do Not install this product if unsure.
- Failure to use specified installation parts or hardware will void the product warranty.
- For this product to operate at optimum efficiency, a good electrical connection to ground must be made.
- Do not install or operate this safety product unless you have read and understand the safety information contained in this manual.

IMPORTANT! THIS UNIT IS A SAFETY DEVICE, AND IT MUST BE CONNECTED TO ITS OWN SEPARATE, FUSED POWER POINT TO ASSURE ITS CONTINUED OPERATION WHEN ANY OTHER ELECTRICAL ACCESSORY FAIL.